

End of FY Report to Share with Wildlife for June 30, 2008
(Pursuant to 1: F and G of contract No. 05-516.0000.0014.)

PART 1:

TOTAL ACQUISITIONS..... 2
 Table 1. Total Acquisitions for 2007.
 Table 2. Total Acquisitions 2001–2007.
 Chart 1. Total Acquisitions 2001–2007 by Species Category.

CLINIC ACQUISITIONS..... 3
 Table 3. Clinic Acquisitions for 2007.
 Chart 2. Clinic Acquisitions for 2007.
 Chart 3. Clinic Acquisitions 2004–2007.

ACQUISITIONS BY CLASS..... 4
 Chart 4. Clinic Acquisitions of Birds 2004–2007.
 Chart 5. Clinic Acquisitions of Mammals 2004–2007.
 Chart 6. Clinic Acquisitions of Reptiles & Amphibians 2004–2007.

SUMMARY OF AVIAN ACQUISITIONS..... 5–6
 Table 4. Clinic Acquisitions of Birds 2004–2007.
 Chart 7. Clinic Acquisitions of Protected Birds 2004–2007.
 Chart 8. Clinic Acquisitions of Non-Protected Birds 2004–2007.

SUMMARY OF EDUCATION DATA..... 7

PART 2:

WILDLIFE RESCUE INC. OF NEW MEXICO
Summary of Acquisitions 2005–2007..... 8–10

Submitted by E. P. Elliston
Certified Wildlife Rehabilitator
For Wildlife Rescue, Inc. of New Mexico
[505] 344-2500
P.O. Box 13222, Albuquerque, NM 87192-3222

Total Acquisitions

From January 1 through December 31 of 2007, WRI had a total of 2,362 acquisitions (including clinic acquisitions and direct-to-rehabber acquisitions*). **Table 1** defines these intakes by status and family. In 2007, total acquisitions increased over 2006 by approximately 6%. Protected bird and mammal acquisitions increased from 2006 to 2007, while all other species categories decreased. **Table 2** below provides details for the years 2001 through 2007; the data from Table 2 are presented as a line graph in **Chart 1**.

2007 Total Acquisitions by Group	
Protected Bird	1398
Non-protected Bird	499
Mammal	358
Domestic Bird	56
Reptile & Amphibian	45
Total	2362

*Note that members of the public sometimes take injured and orphaned wildlife directly to our rehabilitators' homes. These acquisitions, therefore, are not included as 'Clinic' intakes. These data (on page 1) reflect the Total received at the Wildlife Rescue, Inc. Clinic as well as those taken directly to WRI subpermittees. The data on subsequent pages are specific to Clinic-only acquisitions.

Table 1. Total Acquisitions for 2007.

Total Acquisitions 2001 - 2007							
	2001	2002	2003	2004	2005	2006	2007
Protected Birds	978	1061	1192	1292	1232	1364	1398
Non-Protected Birds	352	381	441	503	510	530	499
Mammals	153	156	286	262	278	279	358
Reptiles & Amphibians	34	24	24	42	26	59	45
Total	1517	1622	1943	2099	2046	2232	2356
Total Annual Increase		7%	20%	8%	- 3%	9%	6%

Table 2. Total Acquisitions 2001–2007.

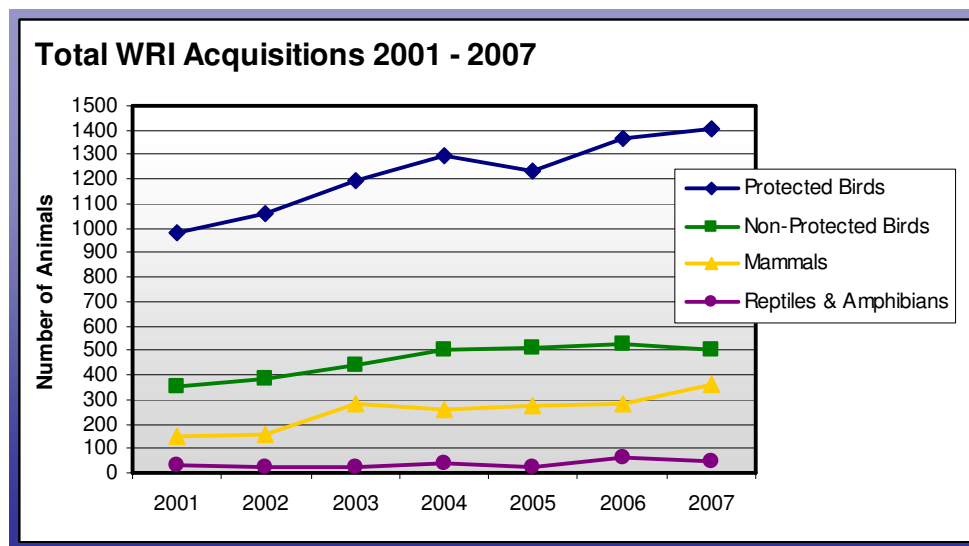


Chart 1. Total Acquisitions 2001–2007 by Species Category.

Clinic Acquisitions

From January 1 through December 31 of 2007, there were 2,100 acquisitions at the WRI Clinic (located at the Rio Grande Nature Center State Park). **Table 3** distributes these intakes into groups, and the information appears as a pie chart in **Chart 2**. By far, WRI receives more protected birds than any other category of wildlife. Of the clinic acquisitions in 2007, there were 112 species of protected birds, 28 species of mammals, 12 species of reptiles, and 4 species of amphibians. **Chart 3** shows clinic acquisitions from 2004 to 2007.

2007 Clinic Acquisitions by Group	
Protected Bird	1204
Non-protected Bird	480
Mammal	312
Domestic Bird	51
Reptile & Amphibian	46
Total	2100

Table 3. Clinic Acquisitions for 2007.

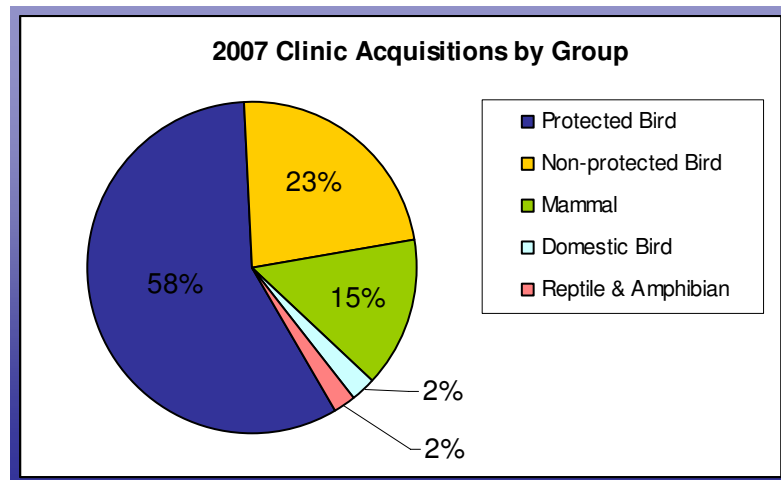


Chart 2. Clinic Acquisitions for 2007.

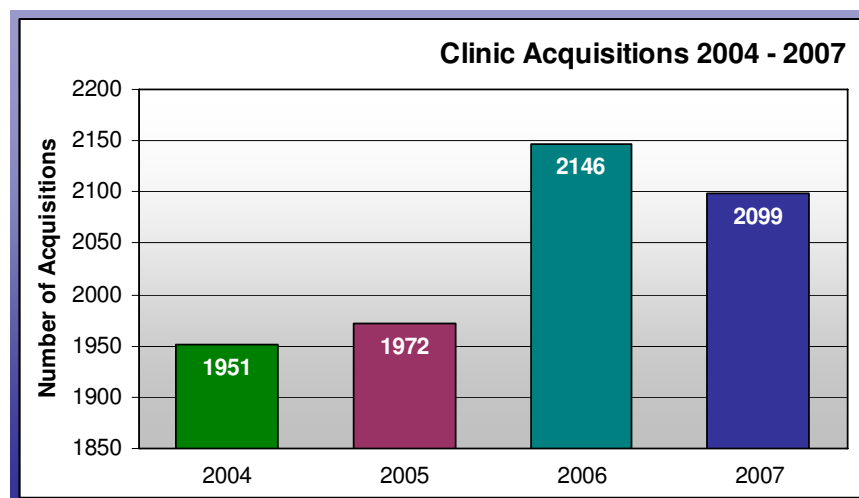


Chart 3. Clinic Acquisitions 2004–2007.

Clinic Acquisitions (continued)

Acquisitions by Class

Charts 4 through 6 below summarize the clinic acquisitions, from 2004 to 2007, of birds, mammals, and reptiles & amphibians. Acquisitions of birds at the clinic decreased from 2006 to 2007, as did acquisitions of reptiles and amphibians. Mammal acquisitions increased significantly from 2006 to 2007.

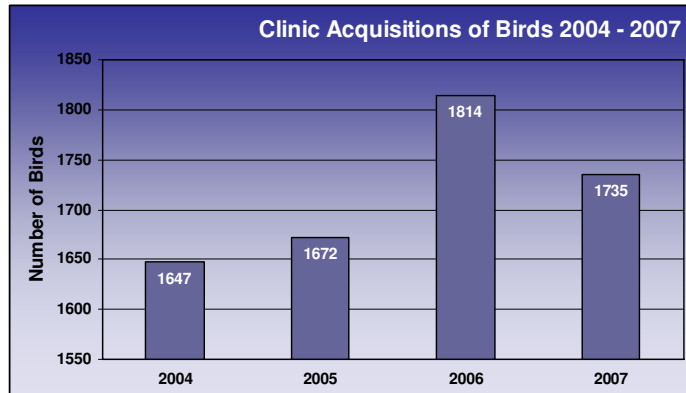


Chart 4. Clinic Acquisitions of Birds 2004–2007.

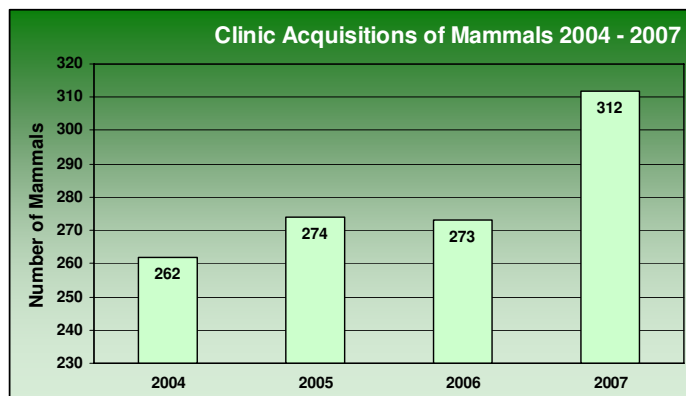


Chart 5. Clinic Acquisitions of Mammals 2004–2007.

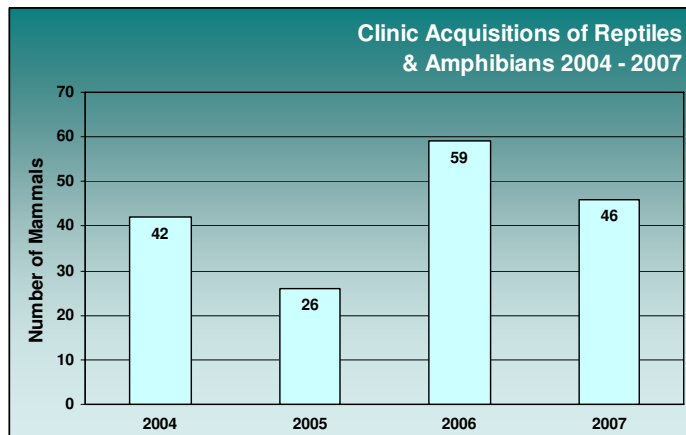


Chart 6. Clinic Acquisitions of Reptiles & Amphibians 2004–2007.

Clinic Acquisitions (continued)

Summary of Avian Acquisitions

Table 4 categorizes birds received at the clinic from 2004 to 2007. Overall, there was a decrease in clinic acquisitions of protected and non-protected species and a significant increase in domestic bird acquisitions. **Charts 7** through **9** graphically display the information in **Table 4**.

Clinic Acquisitions – Birds (2004-2007)				
	2004	2005	2006	2007
Protected Birds	1139	1109	1289	1204
<i>Total Annual Increase</i>		-3%	16%	-7%
Non-Protected Birds	476	510	498	480
<i>Total Annual Increase</i>		7%	-2%	-4%
Domestic Birds	32	53	27	51
<i>Total Annual Increase</i>		66%	-49%	89%

Table 4. Clinic Acquisitions of Birds 2004–2007.

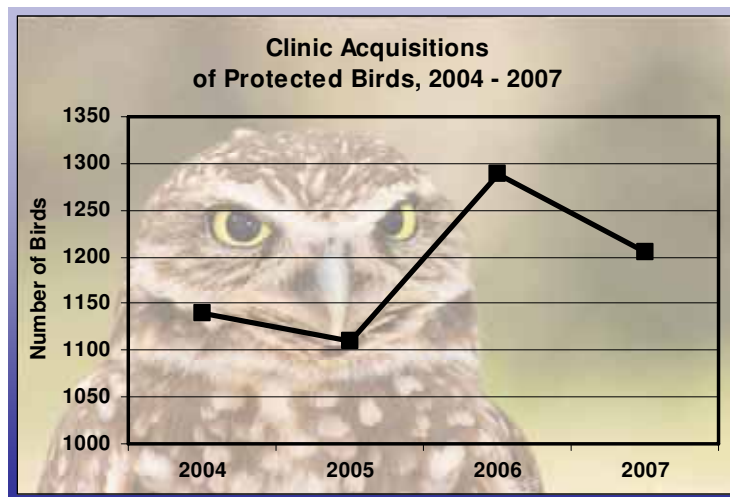


Chart 7. Clinic Acquisitions of Protected Birds 2004–2007.



Chart 8. Clinic Acquisitions of Non-Protected Birds 2004–2007.

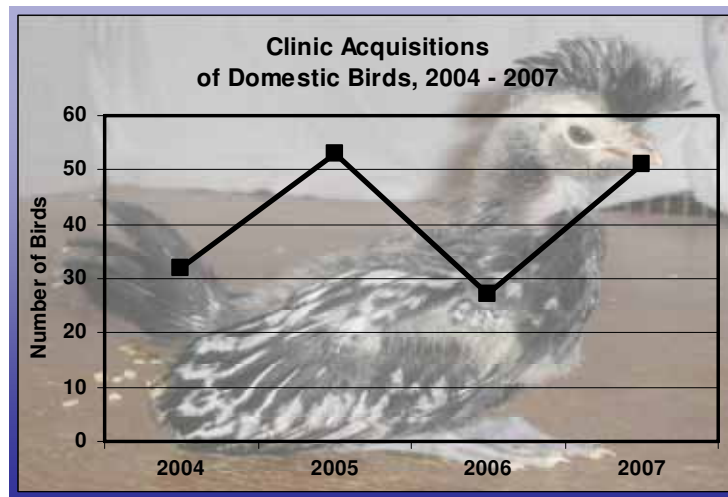


Chart 9. Clinic Acquisitions of Domestic Birds 2004–2007.

The datasets above summarize Wildlife Rescue’s acquisitions in 2007 and provide a broad comparison of animal categories as well as a four-year comparison to determine an increase or decrease in acquisitions. In addition, Wildlife Rescue uses the detailed data from our State and Federal annual reports to view trends in various wildlife populations. The pages in Part 2 of this document report, by taxon, an interesting look at commonly received species, species that arrive at WRI in ever-increasing numbers (e.g., the Columbiformes), and ‘odd’ species that may only appear once every few years.

SUMMARY OF EDUCATION DATA

(Pursuant to 1: F and G of contract No. 05-516.0000.0014.)

1.
 - F. On May 17 and 18, ‘08 Wildlife Rescue, Inc. of New Mexico (WRI) participated in the New Mexico Outdoor EXPO in a joint program with the New Mexico Department of Game and Fish and the Share with Wildlife program. Educational birds were displayed and two special classes were given.
 - G. By May 18, 2008, Wildlife Rescue Inc. of New Mexico has given approximately 45 educational programs (121 hours) to 3,200 people in Albuquerque, Carlsbad, and Gallup. More programs are scheduled with museum and school groups as well as at the Rio Grande Nature Center State Park, other NM State Parks, and at the usual fall Fairs and Festivals.



During the week of April 14th, 2008, Wildlife Rescue assisted with the U.S. Forest Service’s annual “Environmental Education Week” held at Sitting Bull Falls south of Carlsbad, New Mexico. Every 30 minutes, a new group of approximately 25 fifth-graders heard a presentation from WRI and saw various educational birds; almost 500 kids attended during the week. Here, Penny Elliston partners with a Great Horned Owl to discuss habitat issues.

WILDLIFE RESCUE INC. OF NEW MEXICO

Summary of Acquisitions 2005–2007

BIRDS

	2005	2006	2007
GREBES			
Pied-billed Grebe	4	3	3
Western Grebe	1		
PELICANS			
American White Pelican	1		
CORMORANTS			
Double-crested Cormorant	1		
HERONS & EGRETS			
Great Blue Heron	3	1	1
Cattle Egret	2		3
Black-crowned Night-heron	5	1	2
NEW WORLD VULTURES			
Turkey Vulture	1		3
DUCKS & GEESE			
Canada Goose	2		3
Wood Duck	21	13	21
Mallard	107	91	116
Blue-winged Teal			1
Cinnamon Teal	1		
Northern Pintail	1		
Green-winged Teal	1		5
Ruddy Duck	1	1	
duck spp.			2
SCOTERS			
Surf Scoter			1
HAWKS & ALLIES			
Osprey			1
Mississippi Kite	1		
Bald Eagle	1		
Northern Harrier			1
Sharp-shinned Hawk	3	4	4
Cooper's Hawk	8	20	15
Northern Goshawk	1		
Harris' Hawk			1
Swainson's Hawk	4	3	1
Red-tailed Hawk	4	1	7
Ferruginous Hawk	1		1
Golden Eagle	1		1
raptor spp.			1
FALCONS			
American Kestrel	18	15	23
Merlin	1		1
Prairie Falcon			1
Peregrine Falcon	1		
GAME BIRDS			
Chukar	1		1
Ring-necked Pheasant	6	16	13
Blue Grouse			1
Wild Turkey			1
Scaled Quail	34	79	14
Gambel's Quail	11	17	14
quail spp.	15		12

	2005	2006	2007
RAILS, GALLINULES, & COOTS			
Virginia Rail			1
Sora	1	1	4
American Coot	1	4	2
CRANES			
Sandhill Crane	1		1
STILTS & AVOCETS			
American Avocet			1
PLOVERS			
Killdeer	12		1
SANDPIPERS & PHALAROPES			
Spotted Sandpiper			1
Marbled Godwit	1		
PIGEONS & DOVES			
Band-tailed Pigeon	1		2
Collared/Turtle-dove	21	31	15
(genus <i>Streptopelia</i>)			
White-winged Dove	54	97	112
Mourning Dove	257	302	307
Inca Dove	2	4	3
dove spp.	3	1	2
CUCKOOS & ROADRUNNERS			
Yellow-billed Cuckoo	1		
Greater Roadrunner	18	34	38
BARN OWLS			
Barn Owl	10	3	8
OTHER OWLS			
Flammulated Owl			1
Western Screech-owl	9	9	12
Great Horned Owl	9	17	9
Western Burrowing Owl	3	2	4
Long-eared Owl	1		2
NIGHTHAWKS & POORWILLS			
Lesser Nighthawk	3		
Common Nighthawk	10	5	4
Common Poorwill	8	6	5
HUMMINGBIRDS			
Black-chinned Hummingbird	104	88	90
Calliope Hummingbird	1		
Broad-tailed Hummingbird	4	5	2
Rufous Hummingbird	9	8	7
hummingbird spp.			2
KINGFISHERS			
Belted Kingfisher	1		
WOODPECKERS & ALLIES			
Red-naped/ Yellow-bellied Sapsucker	1		1
Williamson's Sapsucker	1		1
Ladder-backed Woodpecker	1		
Downy Woodpecker			2
Northern Flicker	4	12	2

Avian Acquisitions continue next page

TYRANT FLYCATCHERS

Dusky Flycatcher	1		
Black Phoebe	1		
Say's Phoebe	24	21	22
Ash-throated Flycatcher	1		
Cassin's Kingbird	3		2
Western Kingbird	9	10	13
kingbird spp.	1		
flycatcher spp.	1		

SHRIKES

Loggerhead Shrike	1		
-------------------------	---	--	--

VIREOS

Cassin's Vireo	1		
Warbling Vireo	2		

JAYS & ALLIES

Western Scrub-jay	2	8	5
American Crow	8	8	17
Common Raven	7	7	6
Chihuahuan Raven	1	2	1

LARKS

Horned Lark	1		
-------------------	---	--	--

SWALLOWS

Violet-green Swallow	2		
Cliff Swallow	5	4	26
Barn Swallow	27	8	22
swallow sp.	2		

CHICKADEES, TITMICE

Juniper Titmouse	1		1
Mountain Chickadee	1		1

BUNTINGS

Lazuli Bunting	1		
----------------------	---	--	--

BUSHTITS

Bushtit	6	5	3
---------------	---	---	---

NUTHATCHES

nuthatch spp.	1		
--------------------	---	--	--

WRENS

Rock Wren	1		1
Bewick's Wren	2		1
House Wren	2		
Winter Wren	1		

THRUSHES & ALLIES

Western Bluebird	1		
Mountain Bluebird	1		1
Townsend's Solitaire	1		
Hermit Thrush	1		3
American Robin	96	105	97

MOCKINGBIRDS & ALLIES

Northern Mockingbird	6		2
Sage Thrasher	1		
Curve-billed Thrasher	10	9	6

WAXWINGS

Cedar Waxwing	1	4	2
---------------------	---	---	---

NEW WORLD WARBLERS

Orange-crowned Warbler	1		
Virginia's Warbler	1		
Yellow-rumped [Audubon's] Warbler	2		1
MacGillivray's Warbler	8	6	5

[NEW WORLD WARBLERS, continued]

Hooded Warbler	1		
Wilson's Warbler	1	2	1
warbler spp.	3		

TANAGERS

Summer Tanager	1		
Western Tanager	1	2	2

TOWHEES & ALLIES

Green-tailed Towhee	1	3	
Spotted Towhee	3	1	2
Canyon Towhee	5	5	1
Chipping Sparrow			4
Brewer's Sparrow	1		
Black-chinned Sparrow			1
Lark Sparrow	1		
White-throated Sparrow			1
White-crowned Sparrow	1	2	5
Dark-eyed Junco	3	4	3

CARDINALS & ALLIES

Black-headed Grosbeak	10	8	9
Blue Grosbeak	2		

BLACKBIRDS & ALLIES

Red-winged Blackbird	1		
blackbird spp.			1
Western Meadowlark	3	1	
Brewer's Blackbird	2		
Common Grackle	9	8	6
Great-tailed Grackle	5	1	5
grackle spp.	1		1
Brown-headed Cowbird	2		1
Orchard Oriole			1
Bullock's Oriole	1	2	4
Scott's Oriole			1

GOLDFINCHES & ALLIES


Cassin's Finch	5	1	1
House Finch	135	141	169
Red Crossbill	1		
Pine Siskin	8	2	2
Lesser Goldfinch	8	19	17
American Goldfinch	1		
goldfinch sp.			1
Evening Grosbeak	1		

UNKNOWN avian spp.	1	1	2
-------------------------	---	---	---

AVIAN TOTAL: 1229¹ 1342² 1398³

Wildlife Rescue's
acquisitions for
2007 were
distributed as follows:

78% birds
20% mammals
2% herpetiles



MAMMALS



2005 2006 2007

Pallid Bat	1		
Townsend's Big-eared Bat	1		
Silver-haired Bat	1	2	1
Mexican Free-tailed Bat	4		
bat spp.	1	5	1
Gunnison's Prairie Dog	2	4	2
Least Chipmunk	2	3	3
Uinta Chipmunk	1		
chipmunk spp.	3		
Abert's Squirrel	1		
Eastern Fox Squirrel	1		
Gray Tree Squirrel	3		
Golden-mantled Ground Squirrel	1		
Mexican Ground Squirrel	1		
Spotted Ground Squirrel	7	3	1
ground squirrel spp.	3		
Rock Squirrel	26	26	19
squirrel spp.	4	9	
Northern Pocket Gopher	1		
Valley Pocket Gopher	1	1	
Bushy-tailed Woodrat	1		
Pack Rat	4	2	
Meadow Vole	1		
White-footed [deer] Mouse	15	3	
deer mouse spp.	2		
Southern Grasshopper Mouse	1		
Harvest Mouse	3		
Field/House Mouse	7		
domestic mouse	1		
mouse spp.	1	8	
Desert Cottontail	170	199	227
Jack Rabbit	7	3	7
rabbit spp.	10		
domestic rabbit	3		
Badger	1		
Porcupine	3	1	1
Common Raccoon	2	3	18
Long-tailed Weasel	1	5	
weasel spp.	1		
Striped Skunk	2	1	30
Spotted Skunk	2		
skunk spp.	5	29	2
Gray Fox	1	1	
Bobcat	2		
Coyote	1	2	1
mammal spp.	1	5	

MAMMAL TOTAL: 267⁴ 312⁵ 358⁶

REPTILES and AMPHIBIANS



2005 2006 2007

Desert Tortoise	1		
Common Snapper Turtle	2		
snapper turtle spp.	1		
Eastern Three-toed Turtle	2		
Eastern box turtle spp.	10	17	8
Western (desert subspecies) Box Turtle	1		
Western (ornate subspecies) Box Turtle	2	8	10
turtle (aquatic) sp.	1	2	2
Red-eared Sider (turtle)	1	8	6
Western River Cooter (turtle)	1		
Yellow Mud Turtle	1		
Spiny Soft-shelled Turtle	3		
turtle spp.	2	3	
Woodhouse' Toad	1		
Spadefoot Toad	1	2	
Bullfrog	2	5	3
frog spp.	1	2	
Exotic (leopard) Gecko	1		
Great Plains Skink	1		
Fence Lizard	2	1	
Blue-tailed Lizard	1		
Horned Lizard	1	2	
Spotted Whiptail Lizard	1		
lizard sp.	1		
Coachwhip Snake	1		
Prairie Rattlesnake	1		
rattlesnake sp.	1		
Bull/Gopher Snake	1	3	2

REPTILE / AMPHIBIAN TOTAL ... 26¹⁷ 58⁸ 45⁹

YEAR-BY-YEAR COMPARISON

¹ 2005 avian decrease of 5% from 2004

² 2006 avian increase of 9% over 2005

³ 2007 avian increase of 4% over 2006

⁴ 2005 mammal increase of 11% over 2004

⁵ 2006 mammal increase of 17% over 2005

⁶ 2007 mammal increase of 15% over 2006

⁷ 2005 herpetile decrease of 33% from 2004

⁸ 2006 herpetile increase of 123% over 2005

⁹ 2007 herpetile decrease of 22% from 2006