




Depredation & Nuisance Abatement Report: Fiscal Year 2013


August 22, 2013

**New Mexico State Game Commission Meeting
Grants, NM**



Fiscal Year 2013
July 1, 2012 through
June 30, 2013

- Total Complaints = 835
- Total Complaints Resolved = 723
- Resolution Rate = 87%



Fiscal Year 2013
July 1, 2012 through
June 30, 2013


Complaints 1 year old (or more)

- Total Complaints = 984
- Total Complaints Resolved = 967
- Resolution Rate = 98%



Top 5 Species for Fiscal Year 2013

- Bear = 47%
- Raccoon = 14%
- Elk = 9%
- Beaver = 8%
- Bobcat = 5%



Complaints by Species for Fiscal Year 2013

	Complaints	Resolved
■ Bear =	389	364
■ Raccoon =	114	110
■ Elk =	71	32
■ Beaver =	66	52
■ Bobcat =	45	44

Complaints by Species for Fiscal Year 2013

	Complaints	Resolved
■ Cougar =	44	40
■ Deer =	31	20
■ Fox =	28	23
■ Javelina =	25	21
■ Pronghorn =	7	5
■ Badger =	4	3
■ Barbary Sheep =	2	2
■ Squirrels =	2	2

Complaints by Species for Fiscal Year 2013

	Complaints	Resolved
■ Coatimundi =	2	2
■ Ringtail =	2	2
■ Waterfowl =	1	1
■ Oryx =	1	0
■ Bighorn Sheep =	1	0

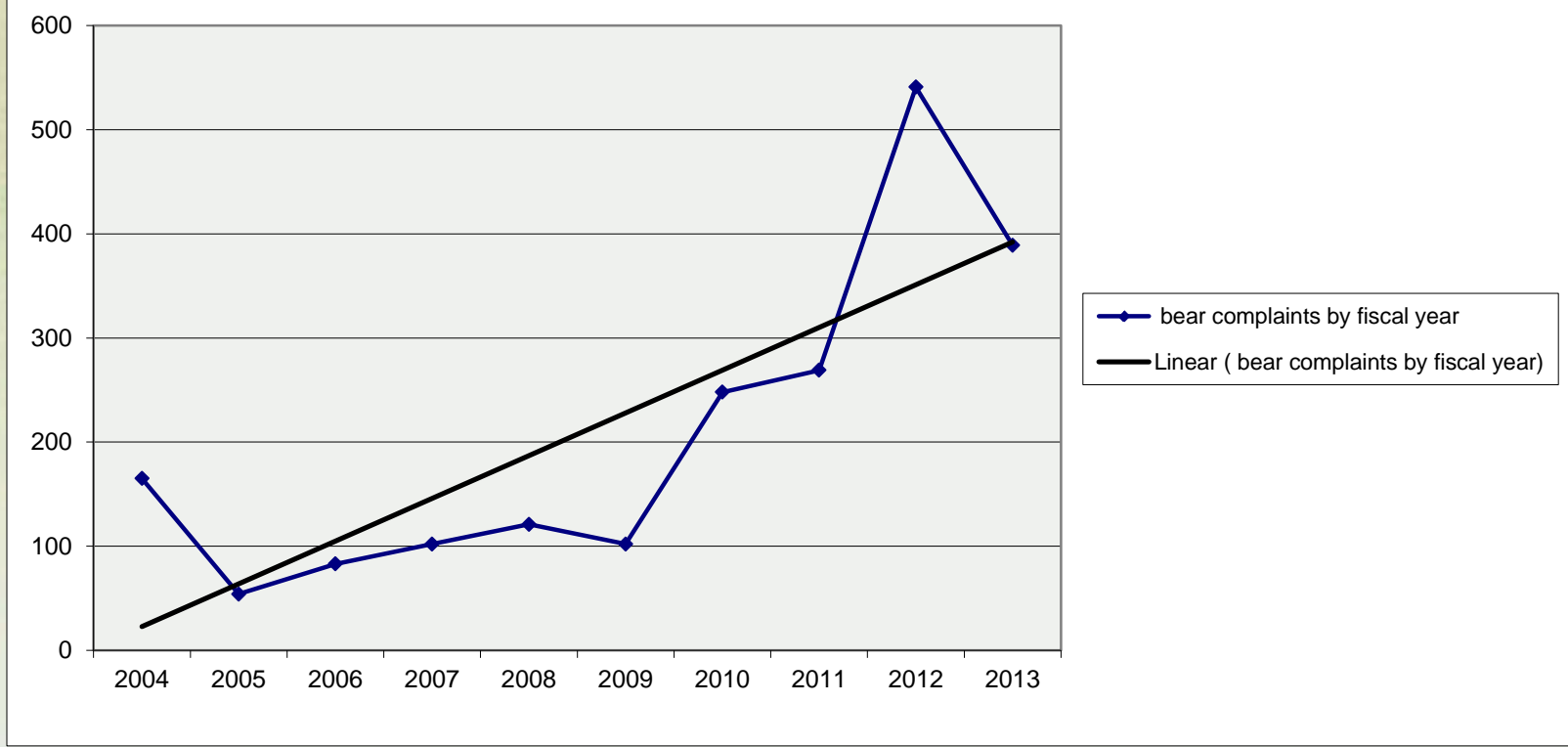


**Depredation & Nuisance
Abatement Report:
Fiscal Year 2013**

QUESTIONS ?

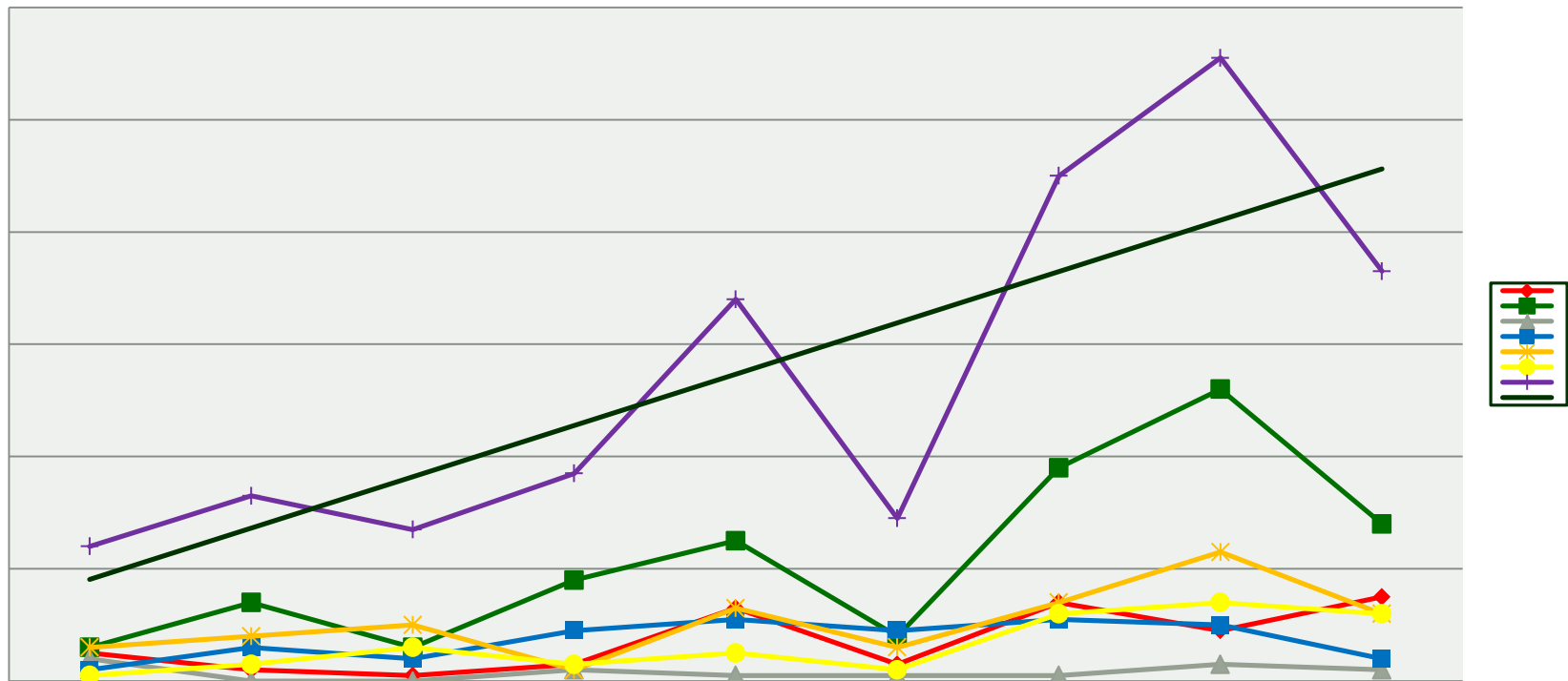
Depredation & Nuisance Abatement Report: Fiscal Year 2013

Total Bear Complaints Statewide (by fiscal year)



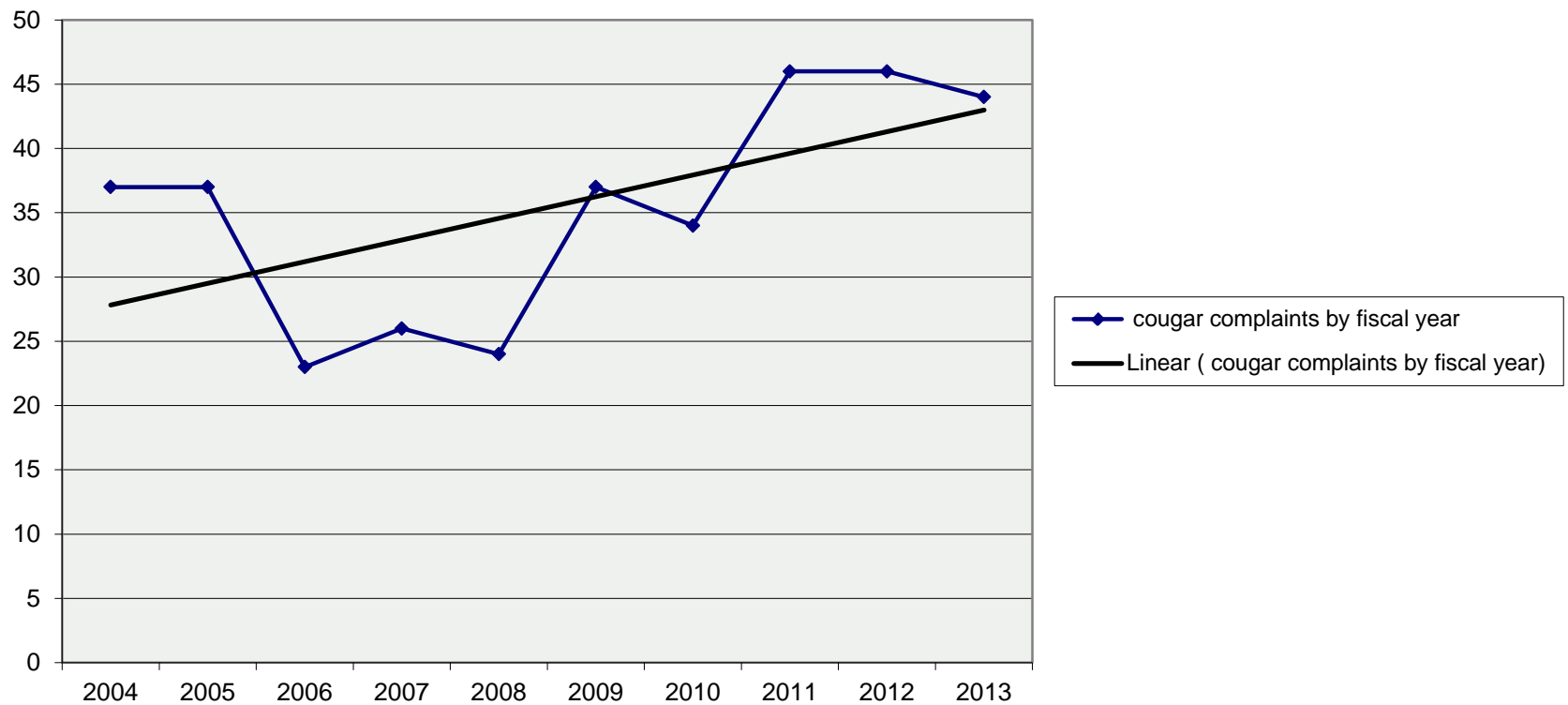
Depredation & Nuisance Abatement Report: Fiscal Year 2013

Bear Complaints by Zone (April - June)



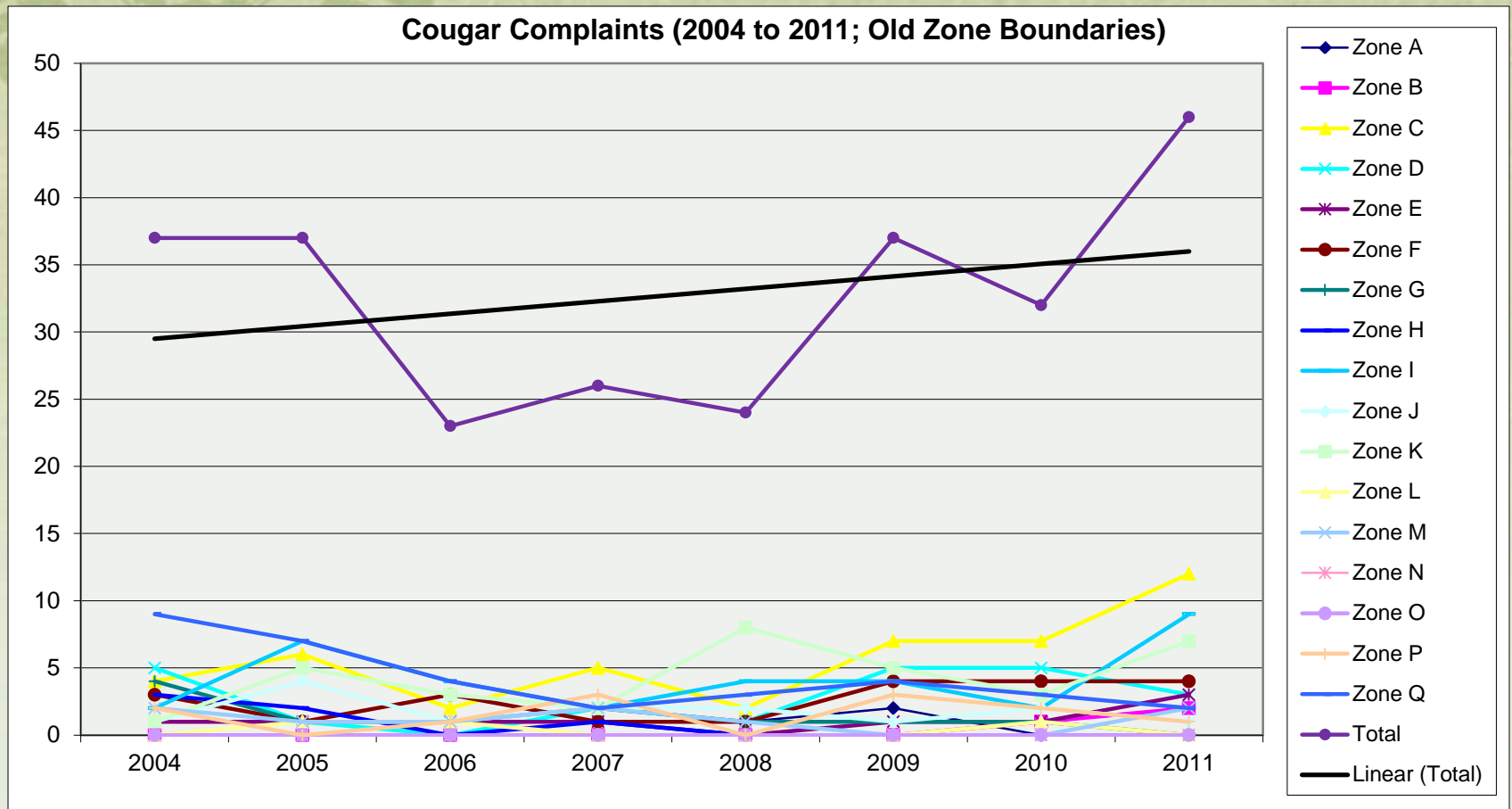
Depredation & Nuisance Abatement Report: Fiscal Year 2013

Total Cougar Complaints Statewide (by fiscal year)



Depredation & Nuisance Abatement Report: Fiscal Year 2013

Cougar Complaints (2004 to 2011; Old Zone Boundaries)



Depredation & Nuisance Abatement Report: Fiscal Year 2013

Cougar Complaints (2012 to 2013; New Zone Boundaries)

