

AGENDA ITEM NO. 10

**Paul Varela and Joseph Miano
Gallup, NM
August 19, 2022**

FY 22 Financial Review and FY24 Operating Budget Proposal





DEPARTMENT OF GAME & FISH REVENUE

Total Revenue this Month

\$19,040,242

Total Revenue Fiscal YTD

\$73,558,878

Total Revenues Prior Fiscal YTD

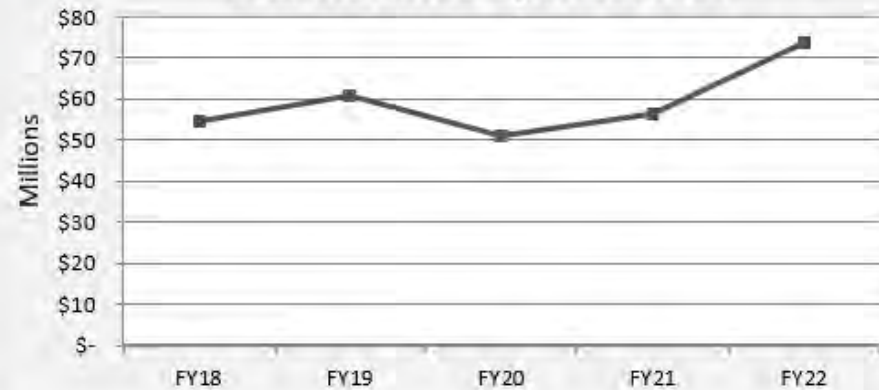
\$56,592,739

Total Revenue by Month

— Actuals



Total Revenue by Fiscal Year



Fiscal Year-to-Date Revenue by Type

General/Other Misc



1,359,269

Federal & Other Grants



39,321,688

Service Revenue



32,877,920

0 5,000,000 10,000,000 15,000,000 20,000,000 25,000,000 30,000,000 35,000,000 40,000,000 45,000,000



DEPARTMENT OF GAME & FISH EXPENDITURES

Total Expenditures this Month

\$9,439,068

Total Expenditures Fiscal YTD

\$75,881,366

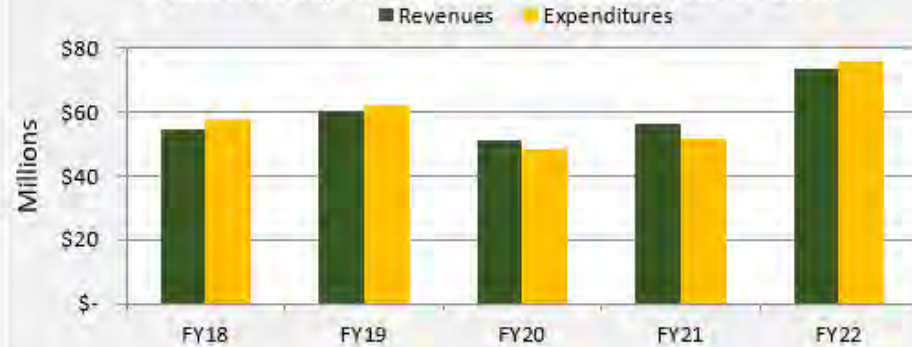
Total Expenditures Prior Fiscal YTD

\$51,930,399

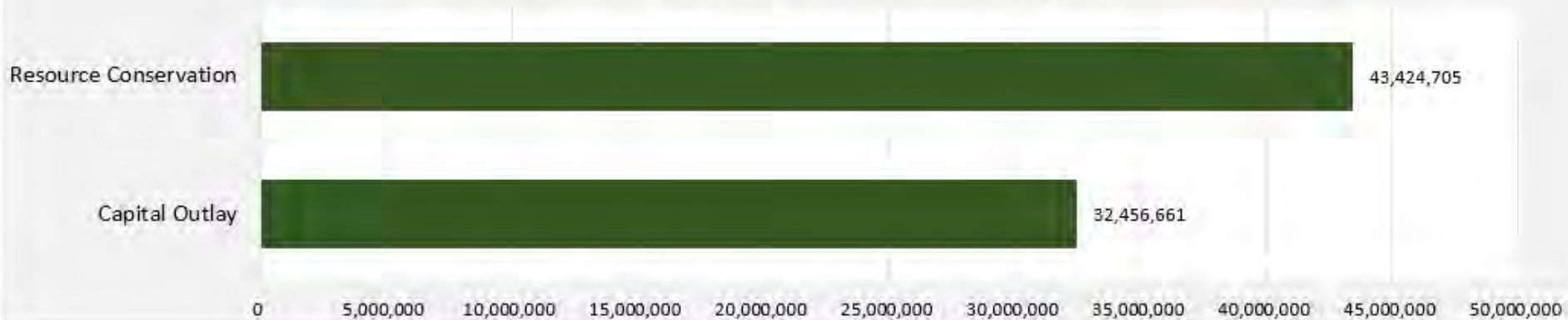
Total Expenditures by Month



Actual Expenditure vs Actual Revenue



Fiscal Year-to-Date Expenditures by Type



DEPARTMENT OF GAME & FISH CASH BALANCE

Cash Balance - Beg. of Fiscal Year

\$49,075,437

Cash Balance - End of Month

\$46,410,307

Cash Increase/(decrease)

-\$2,665,131

Total Cash Balance



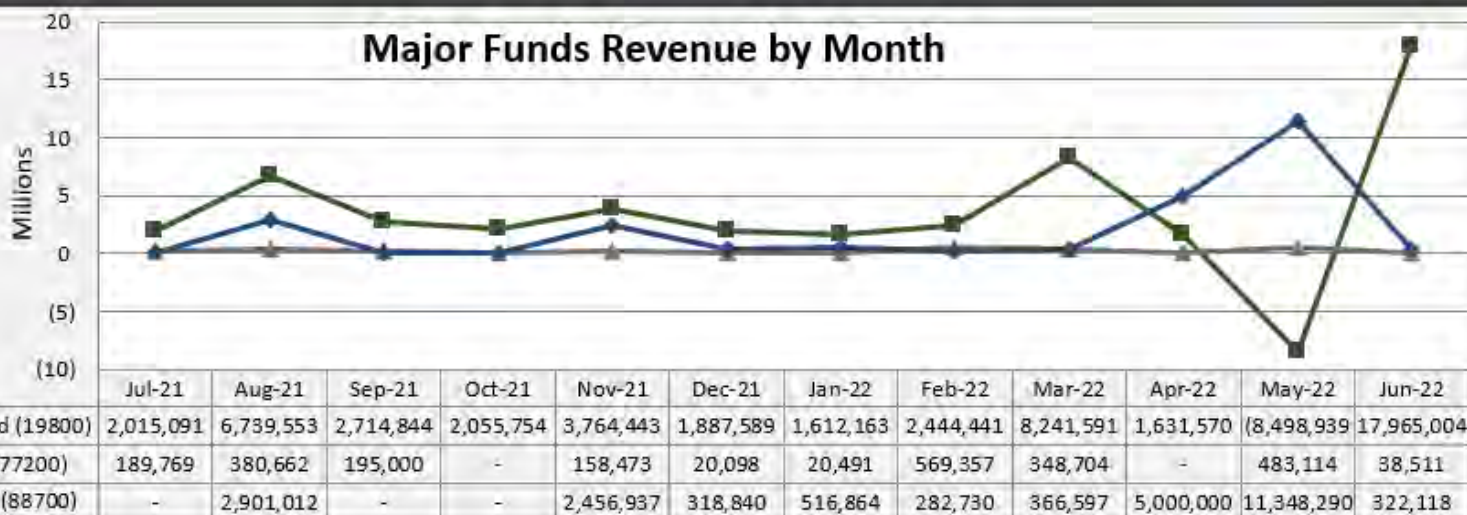
P. Varela and J. Miano, August 19, 2022

Slide 4 of 23

New Mexico Department of Game & Fish



MAJOR FUND REVENUE



Game Protection Fund



Big Game Enhancement

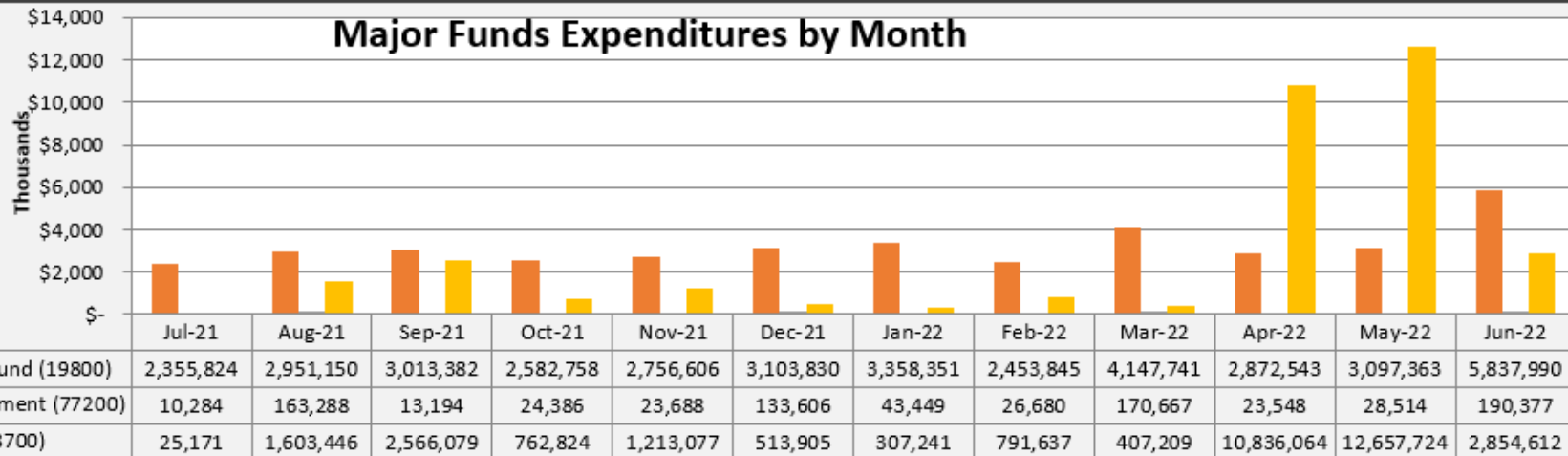


Capital Projects

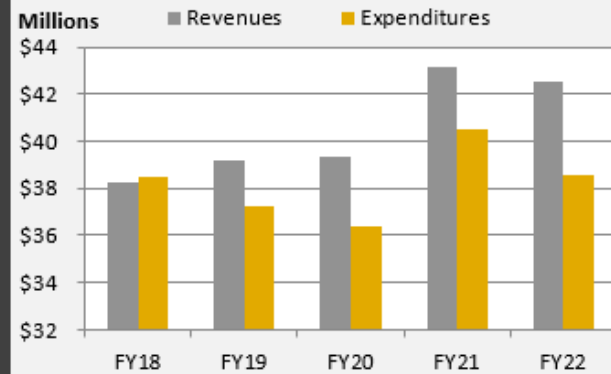


MAJOR FUND EXPENDITURES

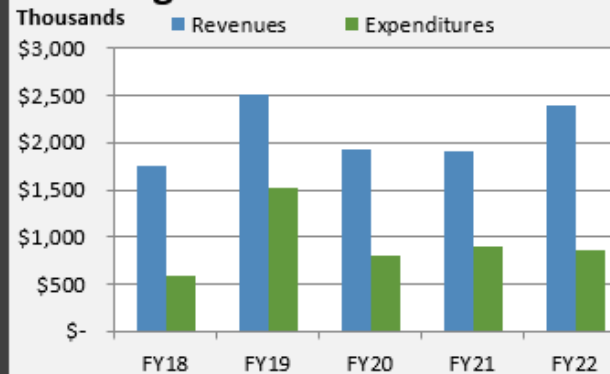
Major Funds Expenditures by Month



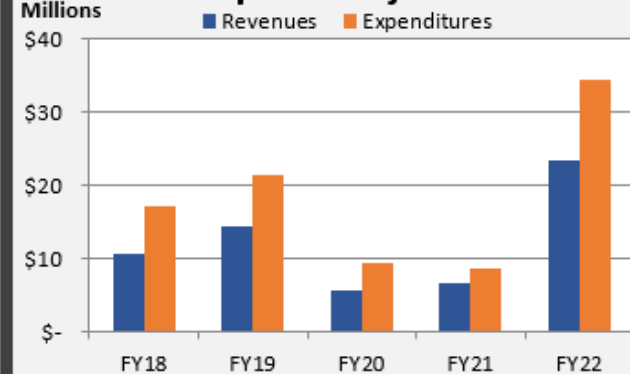
Game Protection Fund



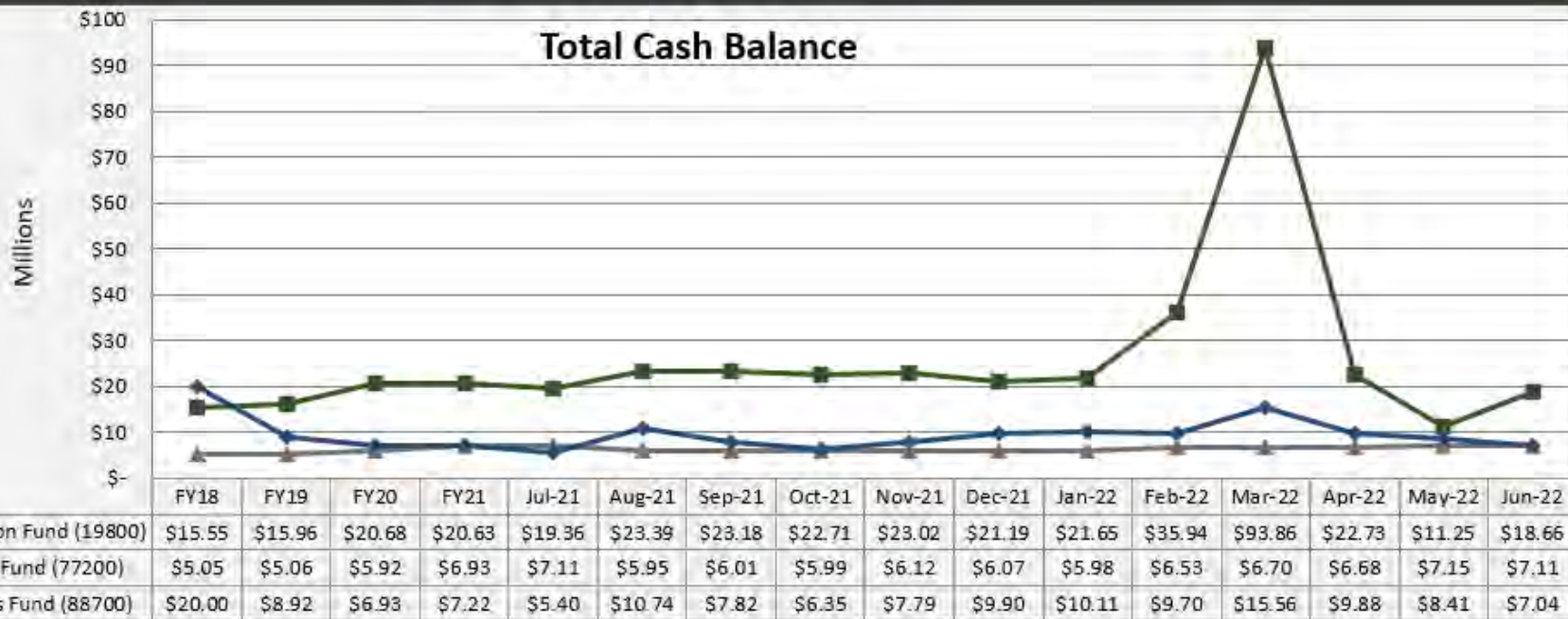
Big Game Enhancement



Capital Projects



MAJOR FUND CASH BALANCE



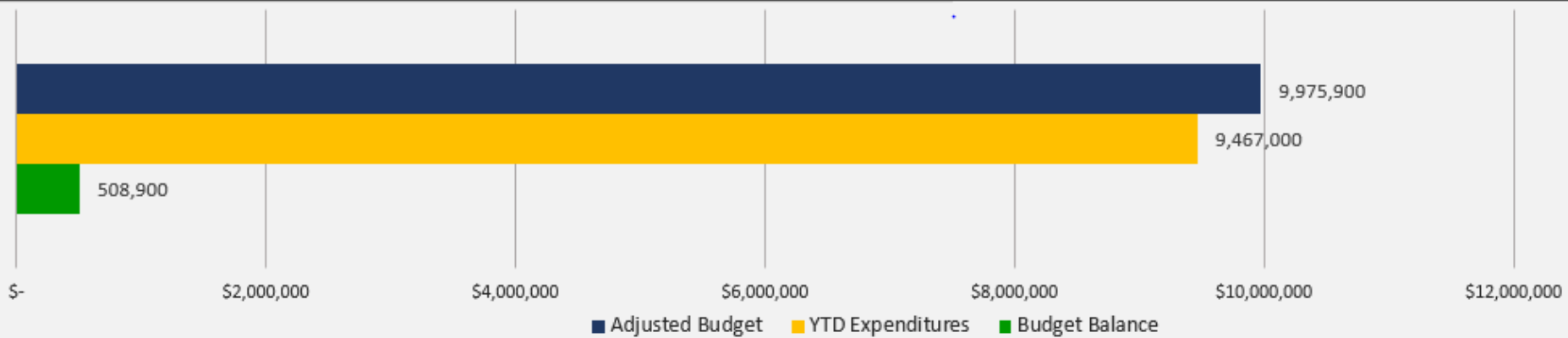
P. Varela and J. Miano, August 19, 2022

Slide 7 of 23



CC Actual vs. Budgeted Operating Expenditures by Program

Field Operations - P716



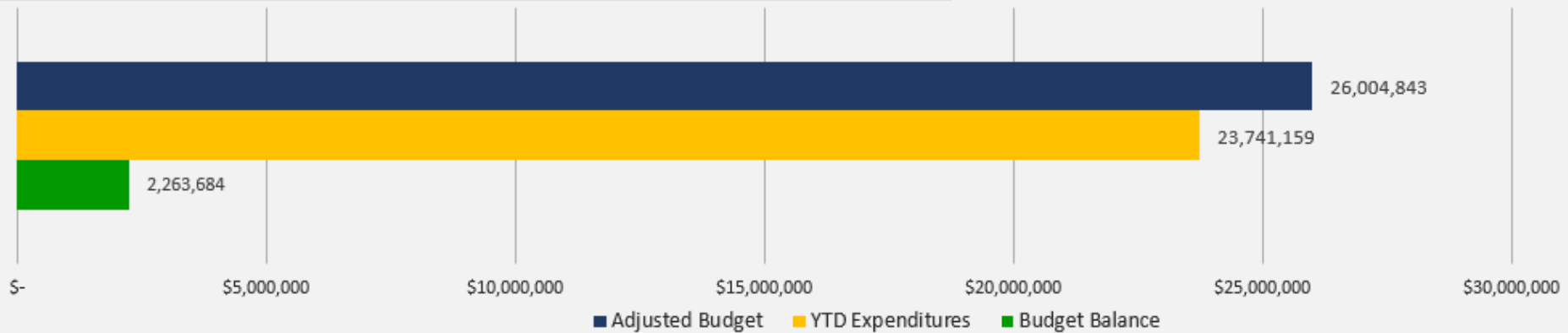
	Adjusted Budget	YTD Expenditures	YTD Enc	YTD Committed	Budget Balance	% Committed
PS & EB	7,784,300	7,341,319	-	7,341,319	442,981	94%
Contracts	128,700	82,589	-	82,589	46,111	64%
Other Costs	2,062,900	2,043,092	-	2,043,092	19,808	99%
Program Total	9,975,900	9,467,000	-	9,467,000	508,900	95%





CC Actual vs. Budgeted Operating Expenditures by Program

Conservation Services - P717



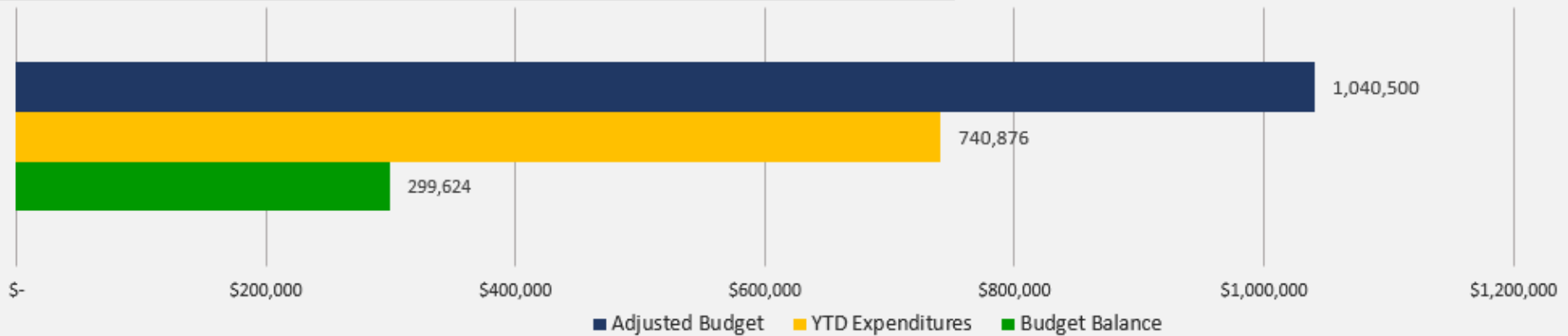
	Adjusted Budget	YTD Expenditures	YTD Enc	YTD Committed	Budget Balance	% Committed
PS & EB	11,695,100	11,037,765	-	11,037,765	657,335	94%
Contracts	5,256,587	4,159,204	-	4,159,204	1,097,383	79%
Other Costs	9,053,156	8,544,190	-	8,544,190	508,966	94%
Program Total	26,004,843	23,741,159	-	23,741,159	2,263,684	91%





CC Actual vs. Budgeted Operating Expenditures by Program

Depredation and Nuisance - P718



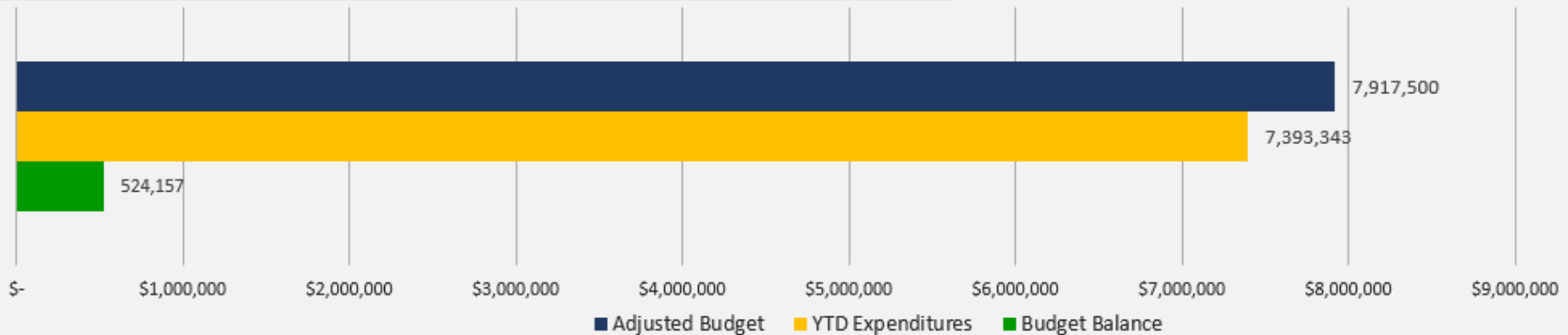
	Adjusted Budget	YTD Expenditures	YTD Enc	YTD Committed	Budget Balance	% Committed
PS & EB	348,900	223,461	-	223,461	125,439	64%
Contracts	125,700	105,308	-	105,308	20,392	84%
Other Costs	565,900	412,106	-	412,106	153,794	73%
Program Total	1,040,500	740,876	-	740,876	299,624	71%





CC Actual vs. Budgeted Operating Expenditures by Program

Program Support - P719



	Adjusted Budget	YTD Expenditures	YTD Enc	YTD Committed	Budget Balance	% Committed
PS & EB	4,652,300	4,254,612	-	4,254,612	397,688	91%
Contracts	384,491	356,964	-	356,964	27,527	93%
Other Costs	2,880,709	2,781,766	-	2,781,766	98,943	97%
Program Total	7,917,500	7,393,343	-	7,393,343	524,157	93%



License Sales Count

License Year 2022, Quarter 1

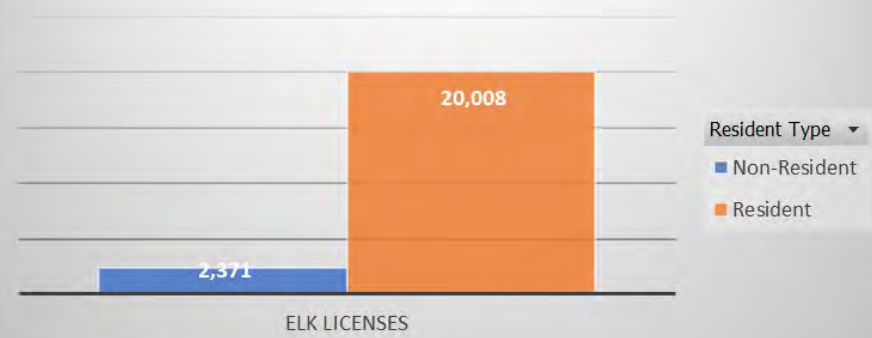
Sum of 2022-23 Count

Deer



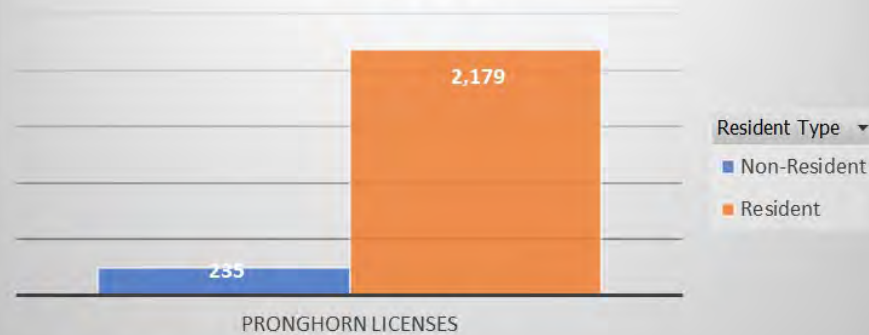
Sum of 2022-23 Count

Elk



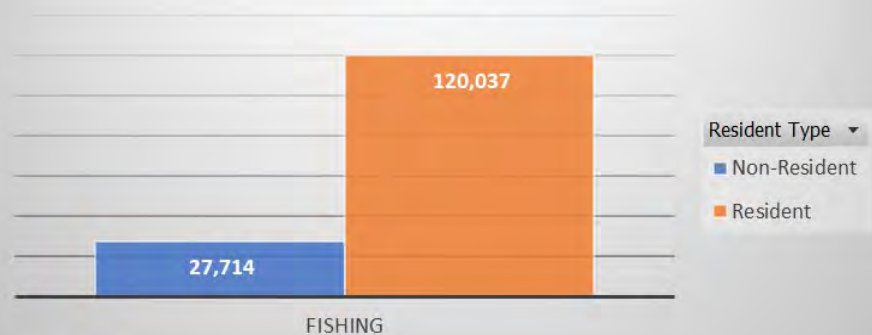
Sum of 2022-23 Count

Pronghorn



Sum of 2022-23 Count

Fishing



P. Varela and J. Miano, August 19, 2022

Slide 12 of 23

License Sales Revenue

License Year 2022, Quarter 1

Sum of 2022-23 Value

Deer

\$1,062,887

\$988,140

Resident Type ▾

■ Non-Resident

■ Resident

DEER LICENSES

License Type ▾

Sum of 2022-23 Value

Elk

\$1,756,046

\$1,501,416

Resident Type ▾

■ Non-Resident

■ Resident

ELK LICENSES

License Type ▾

Sum of 2022-23 Value

Pronghorn

\$66,466

\$123,260

Resident Type ▾

■ Non-Resident

■ Resident

PRONGHORN LICENSES

License Type ▾

Sum of 2022-23 Value

Fishing

\$752,692

\$1,301,398

Resident Type ▾

■ Non-Resident

■ Resident

FISHING

License Type ▾



P. Varela and J. Miano, August 19, 2022

Slide 13 of 23

FY24 OPERATING BUDGET REQUEST

The New Mexico Department of Game and Fish is requesting \$48.2 million for fiscal year 2024 to provide objective and balanced conservation programs to benefit wildlife species and habitats statewide, to regulate and enforce wildlife laws, rules and regulations, to restore habitat and wildlife species statewide, provide outdoors skills-based education, and to promote New Mexico's wildlife-associated recreation including hunting and fishing.



FULL TIME EMPLOYEES	308
TOTAL BUDGET	\$48,191,800
PERSONNEL SERVICES	\$28,290,400
CONTRACTUAL SERVICES	\$4,280,700
OTHER COSTS	\$15,438,400
OTHER FINANCING COSTS	\$182,300

P. Varela and J. Miano, August 19,
2022

Slide 14 of 23

WILDLIFE MANAGEMENT



OVERVIEW

The Wildlife Management Division (WMD) has 3 Sections that oversee Wildlife Management Areas, lands, and statewide habitat restoration; wildlife research, management, and restoration; and private lands and depredation, nuisance, and abatement programs. In addition, the Department pays for hunter and angler access to approximately 7 million acres of State Trust Lands.

FULL TIME EMPLOYEES	56.00
TOTAL BUDGET	\$11,826,700
PERSONNEL SERVICES	\$5,505,300
CONTRACTUAL SERVICES	\$1,651,600
OTHER COSTS	\$4,669,800

FISHERIES MANAGEMENT

OVERVIEW

The Fisheries Management Division (FMD) has 3 Sections that oversee angler satisfaction, federal grants, research and management and hatchery operations.



FULL TIME EMPLOYEES	63.00
TOTAL BUDGET	\$10,078,500
PERSONNEL SERVICES	\$5,296,200
CONTRACTUAL SERVICES	\$1,071,500
OTHER COSTS	\$3,528,500
OTHER FINANCING COSTS	\$182,300

P. Varela and J. Miano, August 19,
2022

Slide 16 of 23

FIELD OPERATIONS

OVERVIEW

The Field Operations Division (FO) has 3 Sections that oversee law enforcement, guides and outfitters, special permits and revocations.



FULL TIME EMPLOYEES	99.00
TOTAL BUDGET	\$11,438,400
PERSONNEL SERVICES	\$8,916,800
CONTRACTUAL SERVICES	\$98,700
OTHER COSTS	\$2,422,900

P. Varela and J. Miano, August 19,
2022

Slide 17 of 23

ECOLOGICAL & ENVIRONMENTAL PLANNING

OVERVIEW

The Ecological and Environmental Planning Division (EEP) has 2 Sections that oversee technical guidance, BISONM, State Wildlife Action Plan, Environmental Review Tool, Statewide Riparian Map, Crucial Habitat Assessment Tool and the Share with Wildlife program.

FULL TIME EMPLOYEES	7.00
TOTAL BUDGET	\$1,231,700
PERSONNEL SERVICES	\$685,300
CONTRACTUAL SERVICES	\$452,300
OTHER COSTS	\$94,100



INFORMATION & EDUCATION

OVERVIEW

The Information and Education Division (IED) has three sections that oversee the Department's marketing, advertising, media relations, Information Center and education programs which include Conservation Education, Aquatic Resource and Sportfish Education, Hunter Education, Youth Shooting Sports and Off-Highway Motor Vehicles programs.



FULL TIME EMPLOYEES	28.00
TOTAL BUDGET	\$4,646,100
PERSONNEL SERVICES	\$2,807,900
CONTRACTUAL SERVICES	\$394,600
OTHER COSTS	\$1,443,600

PROGRAM SUPPORT

OVERVIEW

Program Support (P719) includes:

1. Administrative Services (ASD)
2. Administration (Admin)
3. Information Systems (IT)
4. Facilities (PM)
5. Human resources (HR)



FULL TIME EMPLOYEES	55.00
TOTAL BUDGET	\$8,970,400
PERSONNEL SERVICES	\$5,078,900
CONTRACTUAL SERVICES	\$612,500
OTHER COSTS	\$3,279,500



Recovering America's Wildlife Act (RAWA)



OVERVIEW

The Department is requesting a \$9.0 million 1-year special appropriation to provide the funding to match \$27.0 million of federal funds upon congressional passage of Recovering America's Wildlife Act.

Total Additional Funding: \$36 Million

19800 Savings (non-expansion)

FULL TIME EMPLOYEES	29
TOTAL BUDGET	\$5,189,591
PERSONNEL SERVICES	\$2,714,819
CONTRACTUAL SERVICES	\$1,035,179
OTHER COSTS	\$1,439,593



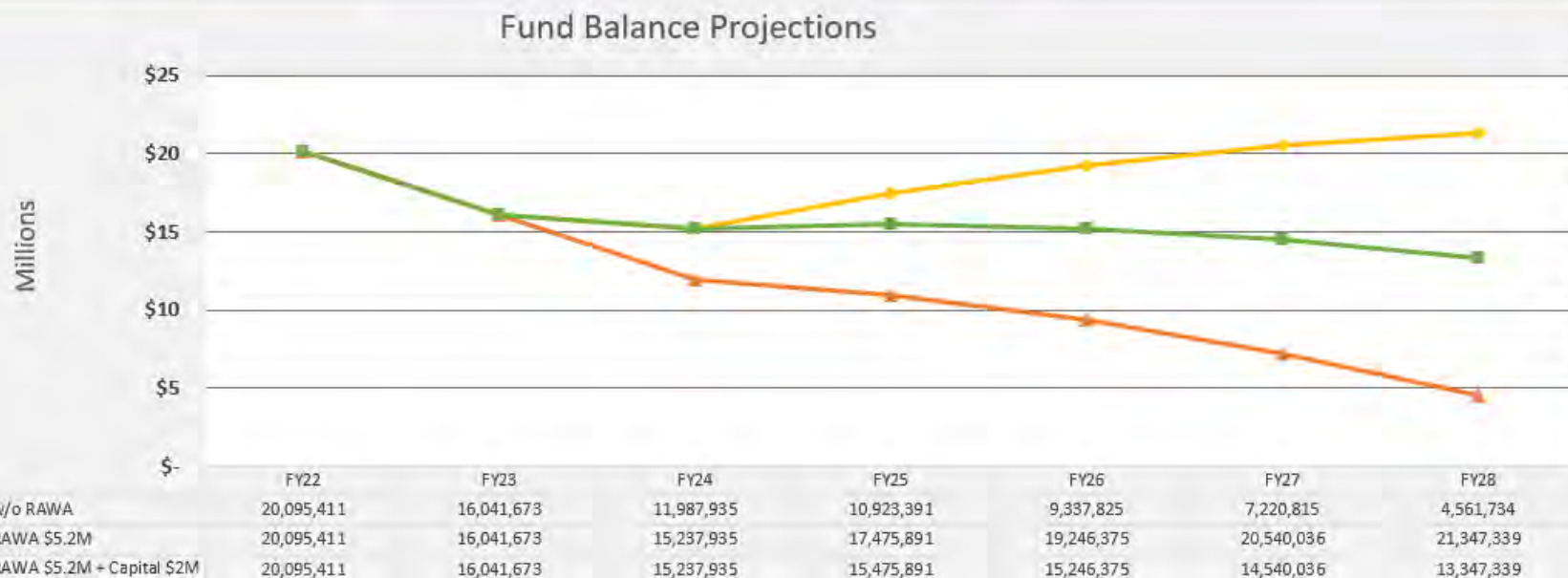


Department of Game & Fish

June 2022 Financial Highlights



Game Protection Fund Projection_19800



P. Varela and J. Miano, August 19,
2022

Slide 22 of 23

Questions?



T. Cimbal, June 17, 2022

Slide 23 of 23